

Welcome to Data Capturing System: OVERALL

Institute Name: TERI School of Advanced Studies, New Delhi (IR-O-U-0119)

[←Home](#)

Sanctioned (Approved) Intake

Important Notes:

- Sanctioned approved intake of 1st year to be entered.
- Enter value(s) in all the field(s).If not applicable enter zero[0]

Select program(s) offered by your institution

- | | | | |
|--|---|--|---|
| <input type="checkbox"/> UG [3 Years Program(s)] | <input type="checkbox"/> UG [4 Years Program(s)] | <input type="checkbox"/> UG [5 Years Program(s)] | <input type="checkbox"/> UG [6 Years Program(s)] |
| <input checked="" type="checkbox"/> PG [1 Year Program(s)] | <input checked="" type="checkbox"/> PG [2 Years Program(s)] | <input type="checkbox"/> PG [3 Years Program(s)] | <input type="checkbox"/> PG-Integrated Program(s) |
| <input type="checkbox"/> PG [6 Years Program(s)] | | | |

PG [1 Year Program(s)]: Sanctioned (approved) students intake

2019-20

50

PG [2 Years Program(s)]: Sanctioned (approved) students intake

2019-20

425

2018-19

455

Total Actual Student Strength (Program(s) Offered by Your Institution)

Important Notes:

- Include all programs of all years in the academic year 2019-20.
- Enter value(s) in all the field(s).If not applicable enter zero[0]

PG [1 Year Program(s)]: All Students studying during the year.

Total Intake:50

No. of Male Students

11

No. of Female Students

11

Total Students

22

Within State (Including male & female)

16

Outside State (Including male & female)

6

Outside Country (Including male & female)

0

Economically Backward (Including male & female)

0

Socially Challenged (SC+ST+OBC Including male & female)

0

Note: Students counted under socially challenged shall not be counted in economically backward and vice versa.

Note: Students whose parental income is less than taxable slab shall be considered under economically backward.

Note: The students receiving full tuition fee reimbursement shall only be entered. Students receiving partial tuition fee reimbursements and scholarships shall not be entered.

Note: Sum of Students Receiving full tuition fee reimbursement from the State & Central Government, Institution Fund, Private Bodies and No. of Students who are not receiving full tuition fee reimbursement should be less than or equal to sum of Economically Backward and Socially Challenged students

No. of students receiving full tuition fee reimbursement from the State and Central Government	No. of students receiving full tuition fee reimbursement from Institution Funds	No. of students receiving full tuition fee reimbursement from the Private Bodies	No. of students who are not receiving full tuition fee reimbursement
<input type="text" value="0"/>	<input type="text" value="0"/>	<input type="text" value="0"/>	<input type="text" value="0"/>

PG [2 Years Program(s)] : All Students studying in 1st year and 2nd year.

Total Intake:880

No. of Male Students	No. of Female Students	Total Students
<input type="text" value="158"/>	<input type="text" value="278"/>	<input type="text" value="436"/>
Within State (Including male & female)	Outside State (Including male & female)	Outside Country (Including male & female)
<input type="text" value="306"/>	<input type="text" value="127"/>	<input type="text" value="3"/>
Economically Backward (Including male & female)	Socially Challenged (SC+ST+OBC Including male & female)	
<input type="text" value="4"/>	<input type="text" value="37"/>	

Note: Students counted under socially challenged shall not be counted in economically backward and vice versa.

Note: Students whose parental income is less than taxable slab shall be considered under economically backward.

Note: The students receiving full tuition fee reimbursement shall only be entered. Students receiving partial tuition fee reimbursements and scholarships shall not be entered.

Note: Sum of Students Receiving full tuition fee reimbursement from the State & Central Government, Institution Fund, Private Bodies and No. of Students who are not receiving full tuition fee reimbursement should be less than or equal to sum of Economically Backward and Socially Challenged students

No. of students receiving full tuition fee reimbursement from the State and Central Government	No. of students receiving full tuition fee reimbursement from Institution Funds	No. of students receiving full tuition fee reimbursement from the Private Bodies	No. of students who are not receiving full tuition fee reimbursement
<input type="text" value="1"/>	<input type="text" value="0"/>	<input type="text" value="0"/>	<input type="text" value="40"/>

Ph.D Student Details

Important Notes:

- Full-time Ph.D. program in your institution as in the academic year 2019-20 should be entered. For examples, total no. of students who are still pursuing PhD are 65 and students enrolled in the PhD program in 2019-20 are 15 ,then total no. of full time PhD students will be 80(15+65)
- Please note that your own faculty registered for Ph.D. in some other institutions or even in your own institution should not be counted and entered.
- Do not enter students enrolled in PhD program in the academic year 2020-21.
- Enter value(s) in all the field(s):If not applicable enter zero[0]

Ph.D (Student pursuing doctoral program till 2019-20 Students admitted in the academic year 2020-21 should not be entered here)

Total Full time Students	Total Part time Students	Total Students
<input type="text" value="99"/>	<input type="text" value="86"/>	<input type="text" value="185"/>

Graduated Ph.D Student Details (Including Integrated Ph.D)

Note:Please include graduated/awarded Ph.D.Students as reflected in the approved Annual Report/Convocation Report of your Institution.

No. of Full Time Ph.D Students Graduated/Awarded (Including Integrated Ph.D)			No. of Part Time Ph.D Students Graduated/Awarded (Including Integrated Ph.D)		
2019-20	2018-19	2017-18	2019-20	2018-19	2017-18
<input type="text" value="12"/>	<input type="text" value="6"/>	<input type="text" value="13"/>	<input type="text" value="7"/>	<input type="text" value="6"/>	<input type="text" value="17"/>

Placement & Higher Studies

Program(s) offered by your institution are as follows (As per your selection in sanctioned (approved) intake)

Important Notes:

- Median Salary per annum should be entered.
- To calculate median salary of placed graduates, arrange the salaries of placed graduates in order from smallest to largest value. If there is an odd number of salaries of placed graduates, the median is the middle value. If there is an even number of salaries of placed graduates, the median is the average of the two middle values.
- For example, if 100 students were placed, arrange all 100 students' salaries from smallest to largest and find the middle value. This is the median salary of the placed graduates for the respective year.
- For more clarity, please read data definitions available on home page.
- Enter value(s) in all the field(s): If not applicable enter zero[0]

PG [1 Year Program(s)]: Placement & higher studies for previous 3 years

Academic Year	No. of first year students intake in the year	No. of first year students admitted in the year	Academic Year	No. of students graduating in minimum stipulated time	No. of students placed	Median salary of placed graduates per annum (Amount in Rs.)	Median salary of placed graduates per annum (Amount in Words)	No. of students selected for Higher Studies
2017-18	20	20	2017-18	19	6	550000	Five lakhs fifty thous	2
2018-19	20	15	2018-19	14	12	550000	Five lakhs fifty thous	1
2019-20	50	25	2019-20	21	6	550000	Five lakhs fifty thous	0

PG [2 Year Program(s)]: Placement & higher studies for previous 3 years

Academic Year	No. of first year students intake in the year	No. of first year students admitted in the year	Academic Year	No. of students graduating in minimum stipulated time	No. of students placed	Median salary of placed graduates per annum (Amount in Rs.)	Median salary of placed graduates per annum (Amount in Words)	No. of students selected for Higher Studies
2016-17	375	237	2017-18	232	165	600000	Six lakhs	4
2017-18	420	236	2018-19	215	154	600000	Six lakhs	5
2018-19	455	229	2019-20	205	122	600000	Six lakhs	4

Online Education

Note: Enter value(s) in all the field(s). If not applicable enter zero[0]

Online Education

1. Does all programs/courses were completed on time.

Yes

2. Measures taken to complete the syllabus of courses and programs. (Upto 500 words)

In pursuance of the relevant Government Directives, TERI School of Advanced Studies took the following steps for the safety and wellbeing of all, while ensuring minimum disruption to the teaching-learning processes:

1. All regular classes were suspended w.e.f. 13 March 2020 and online classes were launched w.e.f. 16 March 2020. The online mode has ensured near-zero loss of teaching days. The MS Teams platform was widely used for all academic activities and official meetings. Feedbacks on online lectures were

3. The period of delay in completion of syllabus.

0

(in months)

4. The period of delay in conducting exams.

0

(in months)

5. Details of online courses

Portal Name	No. of students offered online courses which have credit transferred to transcript	Total no. of online courses which have credit transferred to the transcript	Total no. of credits transferred to transcript
Swayam	0	0	0

Any other

Portal Name	No. of students offered online courses which have credit transferred to transcript	Total no. of online courses which have credit transferred to the transcript	Total no. of credits transferred to transcript	
MS Team	927	484	448	<input type="button" value="x"/>
<input type="button" value="Add"/>				

6. No. of courses developed and available online on Swayam platform by your institution faculty

0

Faculty Details (India Rankings 2021)(Please enter the details of faculty who has worked with institution in the previous academic year i.e. 2019-20)


Note: Enter value(s) in all the field(s):If not applicable enter zero[0]

















Total faculty (47) | ✔ Completed (47) | ✖ Partially Completed (0)

















Note: In case you have participated in India Rankings 2020, and not found faculty details to import, please write a mail to: techsupport@nirfindia.org mentioning the followings details in mail body, Institute Name, Registration ID (India Rankings 2020) and Registration ID (India Rankings 2021).



















Add New








←Home



















 : Click on this button to edit faculty details.  : Click to delete the faculty.

Excel		Search: <input type="text"/>								
SrNo.	Name	Age	PAN	Regular(R) / Contractual(C) / Visitor(V) / Other(O)	Source of record	Personal Details	Experience Details	Other Details	Overall Status	Action
1	Montu Bose	36	ATSPB6953A	R	I	✔	✔	✔	✔	 
2	Anandita Singh	46	BGLPS6227K	R	I	✔	✔	✔	✔	 
3	Anu Rani Sharma	37	BSJPS7091H	R	I	✔	✔	✔	✔	 
4	Chaithanya Madhurantakam	41	AHNPC8361N	R	I	✔	✔	✔	✔	 
5	Gopal Sarangi	42	DCWPS1404R	R	I	✔	✔	✔	✔	 
6	Kamna Sachdeva	40	CDJPS7963N	R	I	✔	✔	✔	✔	 
7	Kavita Sardana	39	DSTPS3140H	R	I	✔	✔	✔	✔	 
8	L N Venkataraman	42	AFVPN1018H	R	I	✔	✔	✔	✔	 


9	Nandan Nawn	47	ABUPN1832G	R	I	✓	✓	✓	✓	 
10	Neeti	42	ACRPN5226G	R	I	✓	✓	✓	✓	 
11	Nithyanandan Yogeswaran	33	ALKPN6322K	R	I	✓	✓	✓	✓	 
12	Ramakrishnan Sitaraman	51	BMWPS4636M	R	I	✓	✓	✓	✓	 
13	Seema Sangita	39	DMNPS1676A	R	I	✓	✓	✓	✓	 
14	Shantanu De Roy	40	BHJPR5410E	R	I	✓	✓	✓	✓	 
15	Arun Kansal	47	AFBPK0183L	R	I	✓	✓	✓	✓	 
16	Atul Kumar	43	AQAPK3433H	R	I	✓	✓	✓	✓	 

17	Bhawna Bali	43	ALYPB6247M	R	I	✓	✓	✓	✓	 
18	Chander Kumar Singh	40	DOZPS4307N	R	I	✓	✓	✓	✓	 
19	Fawzia Tarannum	50	ADNPT5690B	R	I	✓	✓	✓	✓	 
20	Naqui Anwer	41	AFSPA5847C	R	I	✓	✓	✓	✓	 
21	Prateek Sharma	51	ARMP50876M	R	I	✓	✓	✓	✓	 
22	Ranjana Rai Chaudhuri	51	AAGPM9409D	R	I	✓	✓	✓	✓	 
23	Shaleen Singhal	49	AEDPS9539M	R	I	✓	✓	✓	✓	 
24	Som Mondal	33	BCHPM6268C	R	I	✓	✓	✓	✓	 
25	Smriti Das	46	AEXPD7350M	R	I	✓	✓	✓	✓	 

26	Soumendu Sarkar	41	BPUPS9063M	R	I	✓	✓	✓	✓	 
27	Sudipta Chatterjee	53	ADEPC6989R	R	I	✓	✓	✓	✓	 
28	Sukanya Das	43	AQAPG7046C	R	I	✓	✓	✓	✓	 
29	Udit Soni	34	DZUPS8829F	R	I	✓	✓	✓	✓	 
30	Vinay Shankar Prasad Sinha	45	AYUPS2678E	R	I	✓	✓	✓	✓	 
31	Swarup Dutta	39	BCZPD5594G	R	I	✓	✓	✓	✓	 
32	Deepty Jain	35	AMRPJ7494A	R	I	✓	✓	✓	✓	 
33	Abhijit Datey	33	AXOPD3537E	R	I	✓	✓	✓	✓	 
34	Shashi Bhushan Tripathi	53	ADVPT2323F	R	I	✓	✓	✓	✓	 

35	Manipadma Datta	62	AHAPD3044J	R	I	✓	✓	✓	✓	 
36	Vishnu Konoorayar	44	AQFPK3445E	R	I	✓	✓	✓	✓	 
37	Akash Sondhi	41	AJJPS3171N	R	I	✓	✓	✓	✓	 
38	Jaya Vasudevan	41	AEJPV8891H	R	I	✓	✓	✓	✓	 
39	Sapan Thapar	43	ACLPT1650Q	R	I	✓	✓	✓	✓	 
40	Chandan Kumar	36	AZPPK3140D	R	I	✓	✓	✓	✓	 
41	Chubamenla Jamir	41	AUMPJ4356J	R	I	✓	✓	✓	✓	 
42	Manish Kumar Shrivastava	40	BJRPS2616B	R	I	✓	✓	✓	✓	 
43	Sherly MA	39	BHDP50404H	R	I	✓	✓	✓	✓	 

Inbox - v.ganesh@terisas.ac.in - Outlook

44	Vidhi Madaan Chadda	34	BALPM9063M	R	N	✓	✓	✓	✓	 
45	Aviruch Bhatia	37	AMLPB2408C	R	N	✓	✓	✓	✓	 
46	Shikha Mittal Shrivastav	33	CMKPS1221F	R	N	✓	✓	✓	✓	 
47	Shruti Rana	44	AHEPR5327E	R	N	✓	✓	✓	✓	 

Financial Resources: Utilized Amount for the Capital & Operational Expenditure in previous 3 years

Note: Enter value(s) in all the field(s): If not applicable enter zero[0]

Annual Capital Expenditure (Excluding expenditure on construction of new buildings)

Financial Year		2019-20	2018-19	2017-18
		Utilized Amount	Utilized Amount	Utilized Amount
Library	Amount in Rupees	3526295	3576788	574171
	Amount in Words	Thirty five lakhs twenty six thousand	Thirty five lakhs seventy six thousand	Five lakhs seventy four thousand one
New Equipment for Laboratories	Amount in Rupees	4842927	2928290	2354950
	Amount in Words	Forty eight lakhs forty two thousand	Twenty nine lakhs twenty eight thousand	Twenty three lakhs fifty four thousand
Engineering Workshops (Equipment, tools and accessories procured for workshop as per the need of curricula)	Amount in Rupees	253980	189643	201786
	Amount in Words	Two lakhs fifty three thousand nine hundred	One lakh eighty nine thousand six hundred	Two lakhs one thousand seven hundred
Studios	Amount in Rupees	0	0	0
	Amount in Words	zero	zero	zero
Other expenditure on creation of Capital Assets (excluding expenditure on Land and Building)	Amount in Rupees	6096070	6893787	6811857
	Amount in Words	Sixty lakhs ninety six thousand seven hundred	Sixty eight lakhs ninety three thousand seven hundred	Sixty eight lakhs eleven thousand eight hundred

Annual Operational Expenditure

Financial Year		2019-20	2018-19	2017-18
		Utilized Amount	Utilized Amount	Utilized Amount
Salaries (Teaching and Non Teaching staff)	Amount in Rupees	163652316	170065084	144094576
	Amount in Words	Sixteen crores thirty six lakhs fifty two thousand	Seventeen crores sixty five thousand	Fourteen crores forty lakhs ninety four thousand
Maintenance of Academic Infrastructure or consumables and other running expenditures (excluding maintenance of hostels and allied services, rent of the building, depreciation cost, etc)	Amount in Rupees	55886228	73086432	87229617
	Amount in Words	Five crores fifty eight lakhs eighty six thousand	Seven crores thirty lakhs eighty six thousand	Eight crores seventy two lakhs twenty thousand
Seminars / Conferences / Workshops etc.	Amount in Rupees	2635819	3695288	5341202
	Amount in Words	Twenty six lakhs thirty five thousand	Thirty six lakhs ninety five thousand	Fifty three lakhs forty one thousand

PCS Facilities

Important Notes:
• Please do not include under construction Lifts/Ramps/Toilets.

Facilities for Physically Challenged Students

1. Do your institution buildings have Lifts/Ramps?
☒ Yes, more than 80% of the buildings ☐ Yes, more than 60% of the buildings ☐ Yes, more than 40% of the buildings
☐ Yes, less than 40% of the buildings ☐ Not available
2. Do your institution have provision for walking aids, including wheelchairs and transportation from one building to another for handicapped students?
☒ Yes ☐ No
3. Do your institution buildings have specially designed toilets for handicapped students?
☒ Yes, more than 80% of the buildings ☐ Yes, more than 60% of the buildings ☐ Yes, more than 40% of the buildings
☐ Yes, less than 40% of the buildings ☐ Not available

Accreditation

NBA Accreditation

1. Does your institute have a valid NBA Accreditation? NO

NAAC Accreditation

1. Does your institute have a valid NAAC Accreditation? YES

Valid from	Valid upto	CGPA	
02-11-2018	30-04-2024	2.84	
			+

IPR

Note: Enter value(s) in all the field(s). If not applicable enter zero[0]

IPR			
Calendar year	2019	2018	2017
No. of Patents Published	0	0	0
No. of Patents Granted	0	0	0

Sponsored Research Details

Important Notes:

- Please make sure that the amount mentioned in various years is actually the amount received during that year and not the sanctioned budget of the project.
- Fellowship / Scholarship amount received should not be included in research funding.
- Under process / consideration projects should not be included in the data provided.
- Self-funded (Institute / Society) funded projects should not be included.
- Enter value(s) in all the field(s):If not applicable enter zero[0]
- Sponsored Research & Consultancy projects from well known established companies are to be entered.
- Research funding coming from recognised government agencies/foundations and established companies should only be entered.

Sponsored Research Details

Financial Year	2019-20	2018-19	2017-18
Total no. of Sponsored Projects	41	45	30
Total no. of Funding Agencies	34	38	24
Total Amount Received (Amount in Rupees)	27999174	60004301	62561402
Amount Received in Words	Two crores seventy nine lakhs nir	Six crores four thousand three ht	Six crores twenty five lakhs sixty c

Consultancy Project Details

Important Notes:

- Please make sure that the amount mentioned in various years is actually the amount received during that year and not the sanctioned budget of the project.
- Self- Sponsored Consultancy projects (Institute/ Society) should not be counted and entered.
- Enter value(s) in all the field(s):If not applicable enter zero[0]
- Sponsored Research & Consultancy projects from well known established companies are to be entered.
- Consultancy other than your institution should only be entered and consultancy of any sister institution shall not be entered.

Consultancy Project Details

Financial Year	2019-20	2018-19	2017-18
Total no. of Consultancy Projects	7	8	8
Total no. of Client Organizations	5	7	8
Total Amount Received (Amount in Rupees)	3936726	4110940	5292219
Amount Received in Words	Thirty nine lakhs thirty six thousa	Forty one lakhs ten thousand nin	Fifty two lakhs ninety two thousa

Executive Development Programs/Management Development Programs

Important Notes:

- No bachelors programme should be counted and entered.
- Amount received should not include Lodging & Boarding Charges.
- The amount mentioned for various year is total amount received through executive education programmes for that particular year.
- Enter value(s) in all the field(s): If not applicable enter zero[0].
- Faculty Development Programs shall not be entered.

Executive Development Program/Management Development Programs

Financial Year	2019-20	2018-19	2017-18
Total no. of Executive Development Programs/ Management Development Programs	<input type="text" value="1"/>	<input type="text" value="4"/>	<input type="text" value="4"/>
Total no. of Participants	<input type="text" value="20"/>	<input type="text" value="152"/>	<input type="text" value="231"/>
Total Annual Earnings (Excluding Lodging & Boarding Charges)(Amount in Rupees)	<input type="text" value="400000"/>	<input type="text" value="7650540"/>	<input type="text" value="15786057"/>
Total Annual Earnings in Words	<input type="text" value="Four lakhs"/>	<input type="text" value="seventy six lakhs fifty th"/>	<input type="text" value="One crore fifty seven lal"/>

About Institute

1. Constituent list of colleges?

2. List of all Campuses?

Name	Address	Year of establishment	
<input type="text" value="TERI School of Advanced Studies"/>	<input type="text" value="10, Institutional Area, Vasant Kunj, New Delhi"/>	<input type="text" value="1998"/>	
			<input type="button" value="+"/>

Important Notes:

- It is the responsibility of Nodal officer to ensure that data updated by NIRF team is correct. And if data updated by team is incorrect, nodal officer should send a mail before rankings are announced. No such complaints will be entertained after the release of ranks.

☒ Student Details

☒ Faculty Details

☒ Facilities

☒ PCS Facilities

☒ Research Funding

Declaration

Terms and Conditions for Data Submission and Declaration


Purpose

The objective of National Institutional Ranking Framework (NIRF) under MHRD, Government of India is to provide a platform for ranking of institutions across the country. The methodology draws from the overall recommendations and broad understanding arrived at by a Core Committee set up by MHRD to identify the broad parameters for ranking various universities and institutions. The parameters broadly cover "Teaching, Learning and Resources," "Research and Professional Practices," "Graduation Outcomes," "Outreach and Inclusivity," and "Perception".


Scope and Intent

As the Nodal Officer of the Institution desirous on participating in the ranking exercise, you assert that you are authorised by your institution to enter into a

☒ Agree & Preview



National Institutional Ranking Framework
Ministry of Education
Government of India




Welcome to Data Capturing System: OVERALL

Institute ID: IR-O-U-0119
Institute Name: TERI School of Advanced Studies, New Delhi
Full Report

Sanctioned (Approved) Intake

Academic Year	2016-17	2015-16	2014-15
PG [1 Year Program(s)]	50	---	---
PG [2 Years Program(s)]	42	---	---



You have successfully submitted your Institution data for India Rankings 2021.

Total Actual Student Strength (Program(s) Offered by Your Institution)



(All programs of all years)	No. of Male Students	No. of Female Students	Total Students	Within State (Including male & female)	Outside State (Including male & female)	Outside Country (Including male & female)	Economically Backward (Including male & female)	Socially Challenged (SC+ST+OBC Including male & female)	No. of students receiving full tuition fee reimbursement from the State	No. of students receiving full tuition fee reimbursement from Institution	No. of students receiving full tuition fee reimbursement from the Private	No. of students who are not receiving full tuition fee reimbursement
-----------------------------	----------------------	------------------------	----------------	--	---	---	---	---	---	---	---	--

Supported Browser (JavaScript must be enabled in your browser). How to enable javascript?

 Internet Explorer (v11.0) 

 Mozilla Firefox (v49.0.1) 

 Google Chrome (v51.0) 

 Safari (v5.1.7) 

Select program(s) offered by your institution.

☒ ENGINEERING

☒ MANAGEMENT

☐ ARCHITECTURE

☒ LAW

☐ MEDICAL

☐ PHARMACY

☒ ARTS

☐ HUMANITIES





☒ SCIENCE

☐ COMMERCE

☐ AGRICULTURE

☐ DENTAL

☐ OTHER

Supported browsers:     In your browser JavaScript must be enabled.

You have submitted your data!

[View Data](#)